



ADVITIYA TRADE INDIA LIMITED



12th November 2019

To,
BSE Limited
Phiroze Jeejeebhoy Towers,
Dalal Street
Mumbai-400001

Dear Sir/Madam,

Sub: Disclosure under Regulation 30 of the SEBI (Listing Obligation and Disclosure Requirements) Regulations, 2015-Unaudited Financial Results for the Half Year ended 30th September, 2019

This is to inform you that the Board of Directors of the Company at their meeting held on 12th November, 2019, have approved the Unaudited Financial Results of the Company for the Half Year ended 30th September, 2019. A copy of the said financial results along with the Limited Review Report of the Statutory Auditors thereon is enclosed herewith.

The meeting of the Board of Directors commenced at 5:00 P.M. and concluded at 6:00 P.M.

You are requested to take the same on record and do the needful.

Thanking you,

Yours faithfully,

For & on behalf of
Advitiya Trade India Limited
For Advitiya Trade India Limited

Sandeep Goyal Director ;
Managing Director
DIN: 07762515

Encl: As above



Sadana & Co.

106, Vishal Chambers, Sector-18, Noida-201301

www.sadanana.com

e-mail: sadanana@gmail.com

Ph.: 0120-4235368

Fax: 0120-4235368



SADANA & CO.
CHARTERED ACCOUNTANTS

Limited Review Report on unaudited Standalone Financial Results of Advitiya Trade India Limited for the half year ended 30th September 2019 pursuant to Regulation 33 of the SEBI (Listing Obligations and Disclosure Requirements) Regulations, 2015 as amended.

To
The Board of Directors,
Advitiya Trade India Limited

We have reviewed the accompanying statement of unaudited financial results of **Advitiya Trade India Limited** for the period ended **30th September, 2019**. This statement is the responsibility of the Company's Management and has been approved by the Board of Directors. Our responsibility is to issue a report on these financial statements based on our review.


We conducted our review of the Statement in accordance with the Standard on Review Engagements (SRE) 2410 "Review of Interim Financial Information Performed by the Independent Auditor of the Entity", issued by the Institute of Chartered Accountants of India. This standard requires that we plan and perform the review to obtain moderate assurance as to whether the financial statements are free of material misstatement. A review is limited primarily to inquiries of company personnel and analytical procedures applied to financial data and thus provide less assurance than an audit. We have not performed an audit and accordingly, we do not express an audit opinion.

Based on our review conducted as above, nothing has come to our attention that causes us to believe that the accompanying statement of unaudited financial results prepared in accordance with applicable accounting standards and other recognized accounting practices and policies has not disclosed the information required to be disclosed in terms of Regulation 33 of the SEBI (Listing Obligations and Disclosure Requirements) Regulations, 2015 including the manner in which it is to be disclosed, or that it contains any material misstatement.


For Sadana & Co

Chartered Accountants

Firm's Registration No. 011616N


Jay Prakash Ojha
Partner
Membership No. 542361
UDIN- 19542361AAAADL6012

12th Nov'2019
NOIDA

ADVITIYA TRADE INDIA LIMITED CIN: U74999DL2017PLC314879 Regd Off: 2814/6 Ground Floor, Chuna Mandi, Paharganj, New Delhi - 110055 Statement of Standalone Un-Audited Financial Results for the Half year Ended September 30, 2019					Amount in INR
		Half Year ended		Year Ended	
		6 Months Ended	Preceding 6 months ended	Corresponding months ended in previous year on	Previous Year Ended
Sr. No.	Particular	30-09-19	31-03-19	30-09-18	31-03-19
		Unaudited	Audited	Unaudited	Audited
I.	Revenue From Operation	167,333,406.93	272,558,172.99	279,663,788.45	552,221,961.44
II.	Other Income	-	-	18,147.00	18,147.00
III.	Total Revenue (I+II)	167,333,406.93	272,558,172.99	279,681,935.45	552,240,108.44
IV.	Expenses				
	(a) Cost of Materials consumed				
	(b) Purchase of traded goods	165,615,936.190	264,058,116.740	272,594,687.100	536,652,803.840
	(c) Changes in inventories of finished goods, work-in-progress and stock-in-trade	(1,458,045.820)	(1,226,721.920)	(591,343.660)	-
	(d) Employee benefits expense	1,481,600.000	1,521,000.000	1,650,000.000	1,818,065.580
	(e) Finance Cost	307,365.620	428,255.700	329,825.980	3,171,000.000
	(f) Depreciation and amortisation expense	219,606.620	260,754.850	72,030.770	758,081.680
	(g) Other expenses	749,997.320	1,460,552.030	1,604,419.110	332,785.620
	Total Expenses	166,916,459.930	266,501,957.400	275,659,619.300	542,161,576.700
	Profit before exceptional item before tax				
V.	Exceptional items				
VII.	Profit before tax (III-IV)	416,947.000	6,056,215.590	4,022,316.150	10,078,531.740
VIII.	Tax Expense:	108,406.000	1,609,382.000	1,046,439.000	2,655,821.000
IX.	Profit/(loss) after tax (VII-VIII)	308,541.000	4,446,833.590	2,975,877.150	7,422,710.740
X.	Other Comprehensive Income				
XI.	Total Comprehensive Income (after tax), (IX+X)	308,541.000	4,446,833.590	2,975,877.150	7,422,710.740
XII.	Earnings Per Share (EPS)				
	(a) Basic	0.031	0.450	0.300	0.750
	(b) Diluted	0.031	0.450	0.300	0.750
Notes: - The above results were reviewed by an Audit Committee and thereafter taken on record by the Board of Directors in their meeting on <u>12th NOV</u> 2019 after review by an Audit Committee. - Limited Review of the Financial Results for the quarter ended 30th September, 2019, as required under Regulation 33 of the SEBI (Listing Obligations and Disclosure Requirements) Regulations, 2015 has been carried out by the Statutory Auditors of the Company - Figures for previous quarters and previous year have been regrouped or reclassified, wherever necessary, to conform to current quarter's figures.					
<div style="text-align: right;"> For and on behalf of ADVITIYA TRADE INDIA LIMITED For Advitiya Trade India Limited  Sandeep Goyal Managing Director DIN: 07762515 </div> <div style="text-align: left;"> Place: New Delhi Date: 12 Nov 2019 </div>					

Advitiya Trade India Limited
CIN: U74999DL2017PLC314879


Regd office : 2814/6 Ground Floor, Chuna Mandi, Paharganj, New Delhi - 110055
Statement of Standalone Un-Audited Financial Results for the Half year Ended September 30, 2019

Amount in INR

Standalone/Consolidated Statement of Assets and Liabilities	As at (Current Half Year end/year End) 30.09.2019	As at (Previous Year end) 30.09.2018	Audited 31.03.2019
A. Equity and Liabilities			
1. Shareholder's fund			
(a) Share Capital	99,120,000.00	99,120,000.00	99,120,000.00
(b) Reserve and Surplus	35,404,206.28	30,648,831.69	35,095,665.28
(c) Money Received against share warrants	-	-	-
Sub-Total - Shareholders' funds	134,524,206.28	129,768,831.69	134,215,665.28
2. Share application money pending allotment	-	-	-
3. Minority Interest*	-	-	-
4. Non-current liabilities			
(a) Long - term Borrowing	8,650,037.19	6,375,559.73	-
(b) Deferred Tax Liabilities	-	-	-
(C) Other Long -Term Liabilities	-	-	-
(d) Long -Term Provisions	-	-	-
Sub-total - Non- Current Liabilities	8,650,037.19	6,375,559.73	-
5. Current Liabilities			
(a) Short-term Borrowings	-	-	-
(b) Trade Payables	14,415,437.70	13,047,002.50	13,222,291.48
(c) Other Current Liabilities	355,490.22	9,019,654.67	285,250.03
(d) Short Term provisions	190,182.00	1,041,418.00	2,699,339.00
Sub-total - Current Liabilities	14,961,109.92	23,108,075.17	16,206,880.51
TOTAL-Equity and Liabilities	158,135,353.39	159,252,466.59	150,422,545.79
B Assets			
1. Non- Current Assets			
(a) Fixed Assets	1,312,546.31	347,783.92	1,080,501.27
(b) Goodwill on Consolidation*	-	-	-
(c) Non- Current Investments	-	-	-
(d) Deferred Tax Assets (net)	195,704.00	125,498.00	174,037.00
(e) Long -term Loans and Advances	-	-	-
(f) Other non-current assets	-	-	-
Sub-Total-Non-Current Assets	1,508,250.31	473,281.92	1,254,538.27
2. Current Assets			
(a) Current Investments	-	-	-
(b) Inventories	37,816,404.32	35,131,636.58	36,358,358.50
(c) Trade Receivable	87,224,573.59	110,118,665.98	67,819,852.99
(d) Cash and Cash Equivalents	257,152.17	909,801.15	2,487,416.73
(e) Short term loans and advances	29,345,553.00	10,238,976.96	40,518,959.30
(f) Other Current Assets	1,983,420.00	2,380,104.00	1,983,420.00
Sub-total- Current Assets	156,627,103.08	158,779,184.67	149,168,007.52
Total Assets	158,135,353.39	159,252,466.59	150,422,545.79

* Applicable in the case of consolidated statement of assets and Liabilities

For and on behalf of
ADVITIYA TRADE INDIA LIMITED
For Advitiya Trade India Limited



Sandeep Goyal
Managing Director
DIN: 07762515

Place: New Delhi
Date: 12 Nov'2019

Advitiya Trade India Limited
CIN : L74999DL2017PLC314879

Regd office : 2814/6 Ground Floor, Chuna Mandi, Paharganj, New Delhi - 110055
Statement of Cash Flow for the year half year ended 30th September 2019

Amount in INR

	Particulars	For the half year Ended		For the year Ended
		30.09.2019	30.09.2018	31.03.2019
		Unaudited	Unaudited	Audited
A	Cash flow from operating activities			
	Profit/(Loss) before tax	416,947.00	4,022,316.15	10,078,531.74
	Adjustments to reconcile profit/(loss) before tax to net cash flows			
	Depreciation	219,606.62	72,030.77	332,785.62
	Provision for Income/wealth tax etc.			
	Operating profit before changes in assets and liabilities	636,553.62	4,094,346.92	10,411,317.36
	Working Capital adjustments:			
	Increase/decrease in sundry debtors	-19,404,720.60	-17,485,902.22	24,812,910.77
	Increase/decrease in short term loans and advances-current	11,173,406.30	-4,718,856.48	-38,632,999.80
	Increase in other current assets	-	264,456.00	661,140.00
	Increase in inventories	-1,458,045.82	-591,343.66	-1,818,065.58
	Increase in other current liabilities	70,240.19	4,154,281.33	-338,600.33
	Increase in sundry creditors-current	1,193,146.22	-7,414,483.76	-7,846,556.78
	Cash (used in) operations	-7,789,420.09	-21,697,501.87	-12,750,854.36
	Income tax paid (net of refund)	-2,639,230.00	-1,387,593.00	-1,387,593.00
	Net cash flow (used in) operating activities (A)	-10,428,650.09	-23,085,094.87	-14,138,447.36
B	Cash flow from investing activities			
	Purchases of fixed assets	-451,651.66	-132,321.43	-1,125,793.63
	Proceeds from sale of fixed assets			-
	Interest received			-
	Movement of loans and advances			-
	Net cash flow (used in) / invested in investing activities (B)	-451,651.66	-132,321.43	-1,125,793.63
C	Cash flow from financing activities			
	Proceeds from issuance of share capital			-
	Proceeds from loan term borrowings	8,650,037.19	483,214.88	-5,892,344.85
	Interest paid			
	Net cash flow from financing activities (C')	8,650,037.19	483,214.88	-5,892,344.85
	Net increase in cash and cash equivalents (A+B+C)	-2,230,264.56	-22,734,201.42	-21,156,585.84
	Cash and cash equivalents at the beginning of the year	2,487,416.73	23,644,002.57	23,644,002.57
	Cash and cash equivalents at the end of the year	257,152.17	909,801.15	2,487,416.73

For and on behalf of
ADVITIYA TRADE INDIA LIMITED
For Advitiya Trade India Limited



Director

Sandeep Goyal

Managing Director

DIN: 07762515

Place: New Delhi
Date: 12th Nov'2019

ADVITIYA TRADE INDIA LIMITED

CIN: U74999DL2017PLC314879

Regd office : 2814/6 Ground Floor, Chuna Mandi, Paharganj, New Delhi - 110055

Statement of Standalone Un-Audited Financial Results for the Half year Ended September 30, 2019


REPORTING OF SEGMENT WISE REVENUE RESULTS AND CAPITAL EMPLOYED FOR THE HALF YEAR ENDED 30.09.2019

Amount in INR

	Apr19-Sep19	Oct18-Mar19	Apr18-Sep18	Amount in Rs
Particulars	Half Year ended			Year ended
	30.09.2019	31.03.2019	30.09.2018	31.03.2019
	(Un-audited)	(Audited)	(Un-audited)	(Audited)
1. Segment Revenue				
(a) Aluminium trading	99,875,949.43	117,599,372.80	186,192,784.55	303,792,157.35
(b) Fabric trading	90,151,450.00	131,495,395.00	60,068,810.00	191,564,205.00
(c) Hardware trading	27,764,305.00	7,407,098.00	25,372,093.90	32,779,191.90
(d) Printing machine trading	6,500,000.00	8,500,000.00	7,737,500.00	16,237,500.00
(e) Other trading	5,348,684.00	7,556,307.24	292,600.00	7,848,907.24
(f) Unallocated				
Total	229,640,388.43	272,558,173.04	279,663,788.45	552,221,961.49
Less: Inter Segment Revenue				
Net sales/Income From Operations				
2. Segment Results (Profit)(+)/ Loss (-) before tax and interest from				
(a) Aluminium trading	881,190.28	3,546,750.62	2,886,591.16	6,433,341.78
(b) Fabric trading	4,561,743.00	4,743,147.55	3,226,075.95	7,969,223.50
(c) Hardware trading	604,657.00	(24,595.00)	778,652.90	754,057.90
(d) Printing machine trading	300,000.00	1,450,000.00	757,500.00	2,207,500.00
(e) Other trading	616,082.00	3,010.00	7,120.00	10,130.00
(f) Unallocated				
Total	6,963,672.28	9,718,313.17	7,655,940.01	17,374,253.18
Less: (i) Finance Costs				
(ii) Other Un-allocable Expenditure net off				
Total Profit Before Tax				
3. Segment Assets (refer note below)				
4. Segment Liabilities (refer note below)				

Note - Since the company is involved in trading of goods (aluminium, fabric etc) therefore only revenue is shown in different segment.

For Advitiya Trade India Limited



Director